



Pearson



BTEC LEVEL 1 Intro  
Assessment for  
Learning tools

## Introduction

Welcome to this support pack on assessment for learning tools in the classroom.

This are a selection of assessment tools designed for Level 1 and below learners for use in the classroom by teachers who want to assess progress or want to help students to engage in self assessment.

Almost every learning activity can present opportunities for assessment. The ideas contained in this pack can be used on a regular basis to support and inform teaching and learning and to help to assess a learners progress.

Both teachers and students can use the feedback gained from the activities in this pack to improve learning. The kind of feedback which can be gather includes:

- How students are learning
- Their progress
- The nature of their understanding
- Any difficulties they are having

These activities are intended to be a guide as to activities that can be done to assess learning in the classroom as well as motivate learners by helping them to identify their progress, any barriers to that progress and therefore start to become more independent during their learning.

These can and should be adapted to the centres own learners and we encourage centres to do so.

These activities represent some activities which could be used to assess learner progress. The activities are not exhaustive and are designed to compliment rather than replace a centres own usual practices.

## Self Assessment and Reflection

Today i have been working on

My favourite part of this was

Things i found difficult were:

- 1.
- 2.
- 3.

Things that made my work a success  
are:

- 1.
- 2.

Two things i learnt are:

- 1.
- 2.

One thing I like to improve on is:



Pearson

## Student Self Assessment- 3 W's



*WHERE  
AM I  
NOW?*

What am i good at?  
What have I done well?  
What am I learning?

What am I going to do next?  
What are my goals?  
What ways can I use to get better at this?


*WHERE  
AM I  
GOING?*




*WHAT  
DO I  
NEED  
TO GET  
THERE?*

What do i need to do?  
What people can support me?  
What other supports do i need?  
What ways can i use to help myself?


# Student Self Assessment- Traffic Lights











Green= Excellent



Amber= OK



Red= Have to improve

<p>I participate in class</p> 	<p>I completed all tasks</p> 
<p>I understand what I am being taught</p> 	<p>I am able to complete work on my own</p> 
<p>I listened well to the teacher</p> 	<p>I help others if they need it</p> 
<p>I listen to others ideas</p> 	<p>I raise my hand if I want to speak</p> 

If i don't  
understand  
I feel confident to  
ask




I feel proud  
about  
my learning



## Request a Selfie

# Request A Selfie

If you are proud  
of your work,  
Complete the  
proud token  
take a lolly stick  
and clip these to  
your work



and we will take a  
photo of you with your  
work

### Pearson Proud Token

I am proud of this work  
because

.....

.....



Pearson

# Pearson Airways

## Boarding Card

What I already know about this topic:

In this lesson I want to achieve:

A question I want to know the answer to is:



Airways

## Landing Card

What I discovered today:

Did you achieve your goal? How?

A question I still have about this learning is?



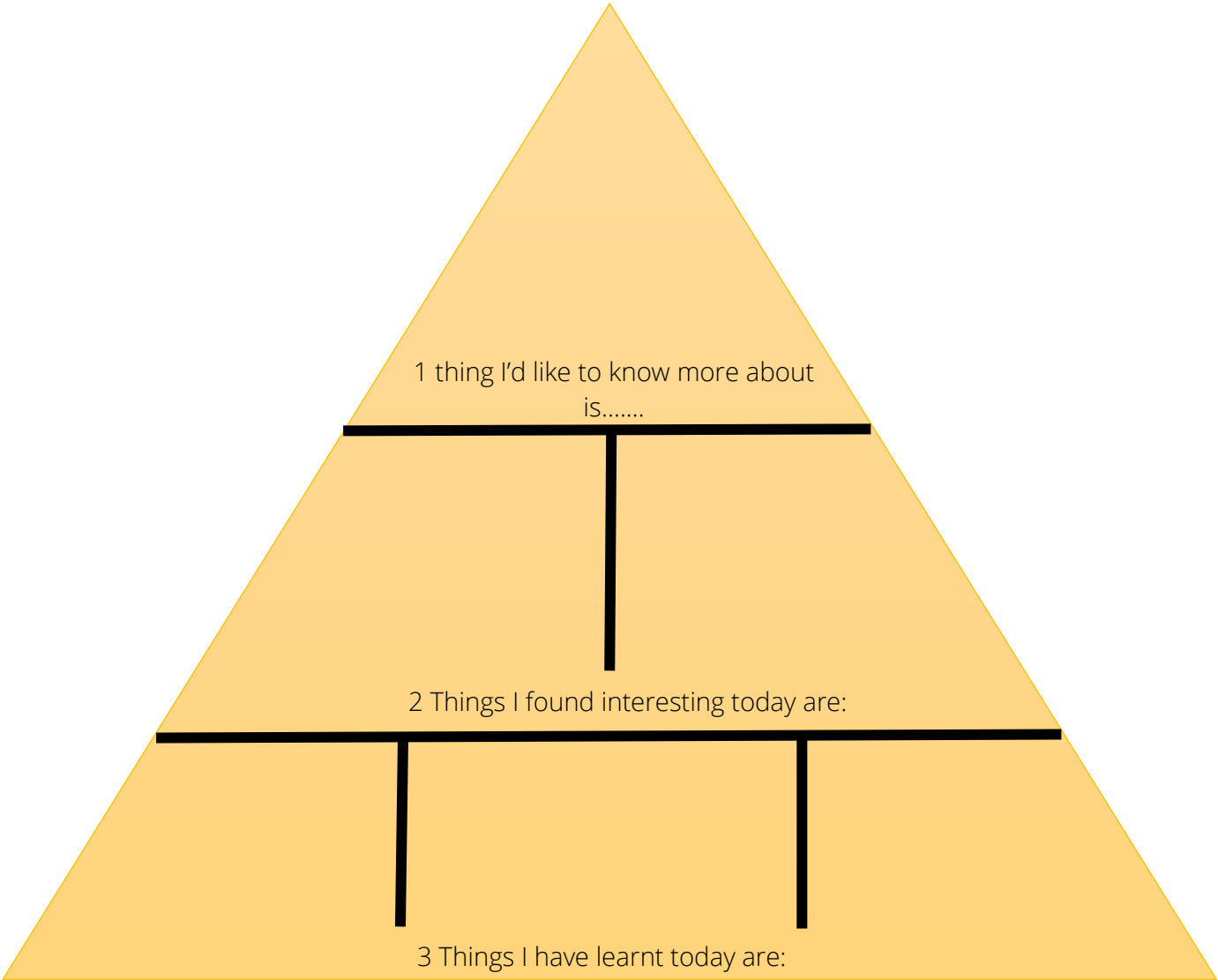
Airways



Pearson



# Pearson Pyramid



## Feedback Tag

Tell one person in the room  
what you like about their  
work.  
Write down the answer here.



Pearson

Ask one person in the room a question about their work.  
Write down the answer here.



Pearson

Give the person a positive suggestion on how they can improve their work.  
Write it down here.




Pearson

## Two Stars and a Wish- Peer Assessment

Person receiving feedback: \_\_\_\_\_

Person giving feedback: \_\_\_\_\_



## WWW EBI Self- Assessment



*What  
Went  
Well:*



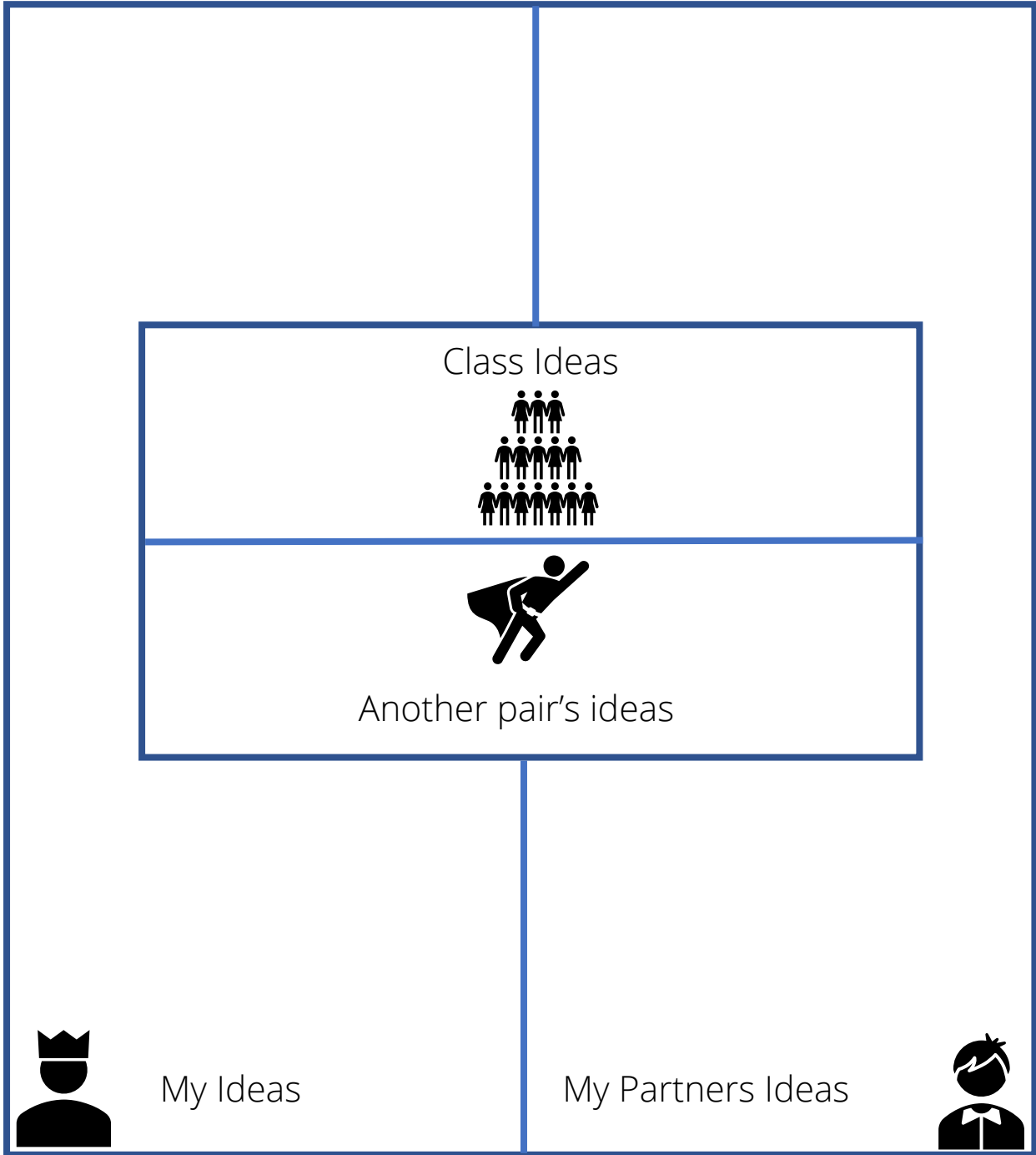
*Even  
Better  
If:*

*Next  
Steps:*



**Pearson**

# Think Pair Share



# SWOT Analysis



















S	W
O	T






Pearson



## Simple Assessment

I followed my teachers instructions			
I completed my learning activities			
I did my best and had a positive attitude			
I asked for help when i didnt understand			
I liked the activities			
I was able to listen well			

How did I do today?

How Did I Do Today?		
		

## End of Unit Reflections

My favourite part of the unit was:

The part I found hard was:

Because:

I had the most fun doing:

What I have learnt in this unit and how it can help me in the future:

Advice on this unit to future students: